


DIGITAL RESOURCES

Arlington Heights Memorial
LIBRARY ▶



How to access digital resources using your Arlington Heights library card



SIGNING UP FOR A LIBRARY CARD:

If you live in Arlington Heights and don't have a library card, you can register online at:

<http://ahml.info/register>

Make sure to check this box at the bottom

in order to be able to access our digital libraries: Also register me for online access.

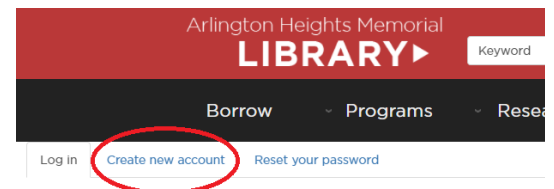
CREATING AN ACCOUNT ON OUR WEBSITE:

Once you have an Arlington Heights library card number, you can use it to create an account.

1. Click "Log In / Register" in the top right corner



2. Click "Create a new account" on the left side of the screen

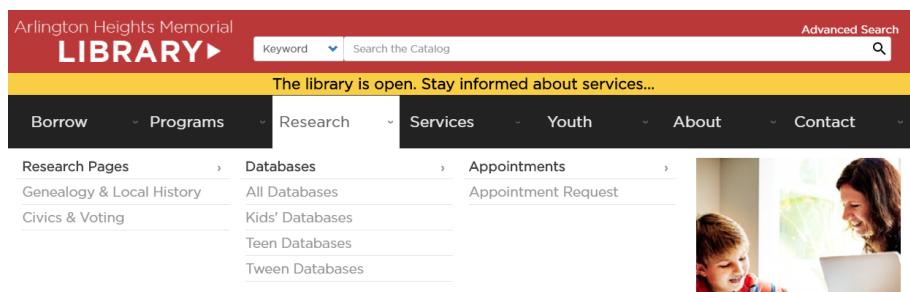


3. Pick a username and password

4. Enter your last name and library card number, the rest is optional.

5. You're all set! You can now place holds on physical items and access databases from home

Databases can be found under the "Research" tab, where you can limit according to audience:



STILL HAVE QUESTIONS? WE CAN HELP!

Come by **Kids' World**, or send us an email at kids@ahml.info!



ACCESSING EBOOKS AND DOWNLOADS:

Get information on signing up for our digital library apps at: <http://ahml.info/downloads>

SIGNING UP FOR CLOUD LIBRARY:

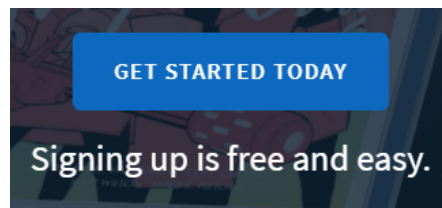
1. Follow the link on the downloads page to the [cloudLibrary web portal](#).
2. Once on the website, you will see a green “login” button on the top right of the page.
3. Click on the green login button and enter your AHML library card number in the pop-up window:

A screenshot of a login pop-up window. The window has a title bar that says 'Login' with a close button 'X' on the right. Below the title bar, there is a text input field with the placeholder text 'Enter Your Library Card ID'. To the left of the input field is a green button labeled 'Login'. To the right of the input field is a red button labeled 'Cancel'.

4. You're all set to check out e-books and audiobooks. cloudLibrary does require wait times for digital copies, so if something is checked out, you can put it on hold.
5. The cloudLibrary app can be downloaded on iOS, Android, Nook HD/Samsung, Kindle Fire, Windows, ChromeOS.

SIGNING UP FOR HOOPLA:

1. Follow the link on the downloads page to the [Hoopla website](#).
2. On the main page, click on the blue “Get Started” button:



3. Create an account using your email address.
4. Once you've done that, you'll be prompted to choose your library. Search for Arlington Heights (or your zip code) in the search bar and select AHML:

Choose your library

Search by library name, city, state or zip code

5. Once you click next, it will ask you to enter your library card.
6. Once it's entered, click “Sign me up”
7. You're all set to begin borrowing. You have a maximum of 10 borrows a month on Hoopla, and there is no wait time.